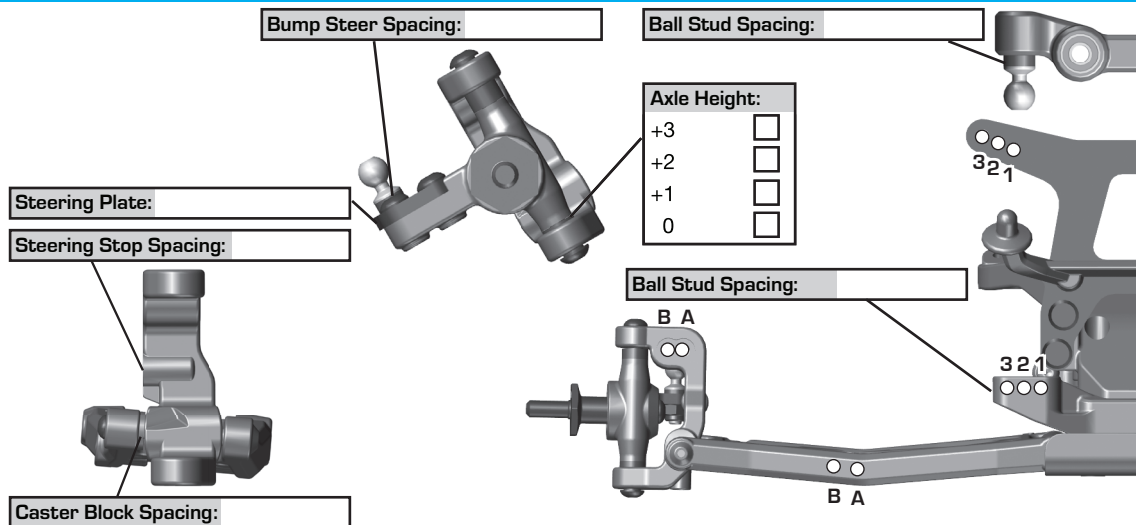


Front Suspension:

Ride Height: _____
 Camber: _____
 Toe: _____
 Anti-Roll Bar: _____
 Arm Type: _____
 Tower Type: _____
 Wheel Hex: _____
 Steering Block: _____
 Caster Block Insert: _____
 Bulkhead Type: _____
 Kick-Up Angle: _____
 Notes: _____

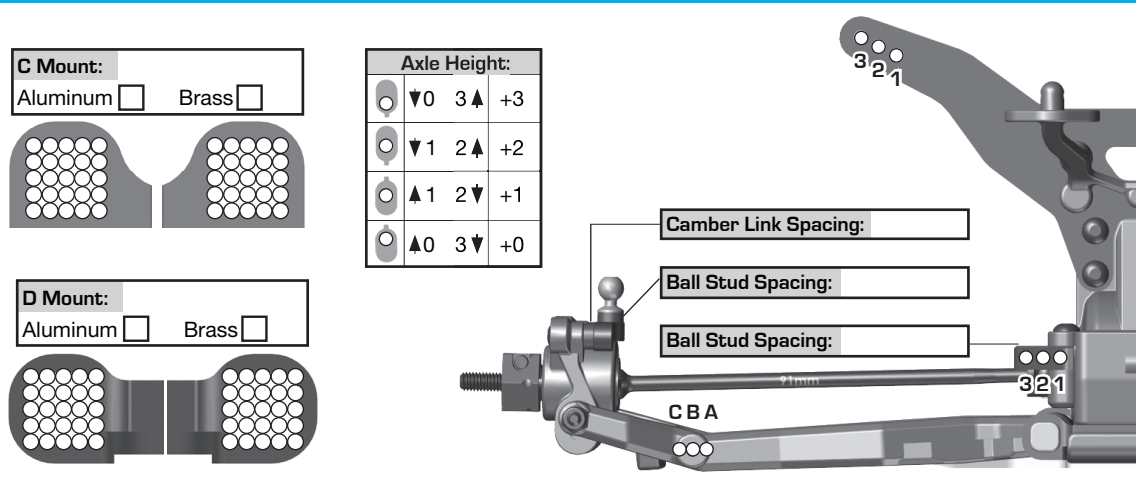
Bump Steer Spacing: _____
 Ball Stud Spacing: _____
 Axle Height:
 +3 ☐
 +2 ☐
 +1 ☐
 0 ☐
 Steering Plate: _____
 Steering Stop Spacing: _____
 Caster Block Spacing: _____
 Ball Stud Spacing: _____
 B A
 B A



Rear Suspension:

Ride Height: _____
 Camber: _____
 Anti-Roll Bar: _____
 Arm Type: _____
 Tower Type: _____
 Arm Spacing: _____
 Wheel Hex: _____
 Shock Mounting Position:
 Front of Arm ☐ Rear of Arm ☐
 Hub Spacing: Fwd ☐ Mid ☐ Back ☐
 Notes: _____

C Mount:
 Aluminum ☐ Brass ☐
 D Mount:
 Aluminum ☐ Brass ☐
 Axle Height:
 ▼0 3▲ +3
 ▼1 2▲ +2
 ▲1 2▼ +1
 ▲0 3▼ +0
 Camber Link Spacing: _____
 Ball Stud Spacing: _____
 Ball Stud Spacing: _____
 C B A



Electronics:

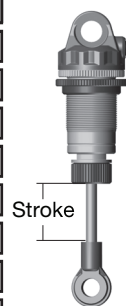
Radio: _____ Servo: _____
 EPA: Throttle: _____ % Brake: _____ %
 ESC: _____
 ESC Settings: _____
 Motor: _____
 Wind: _____ Timing: _____
 Pinion: _____ Spur: _____
 Battery: _____
 Battery Position: _____
 Battery Weight: _____

Drivetrain:

Transmission: Laydown: ☐
 Stand Up: ☐ Layback: ☐
 Differential: Ball Diff: ☐
 Height: _____ Gear Diff: ☐
 Gear Diff Mass: _____
 Notes: _____
 Slipper Clutch:
 Type: _____
 # of Pads: _____
 Setting: _____

Shocks:

	Front	Rear
Piston:		
Fluid:		
Spring:		
Limiters:	Int: _____ Ext: _____	Int: _____ Ext: _____
Stroke:		
Eyelet Length:		
Cup Offset:		
Notes:		



Track Info:

Size: Small ☐ Medium ☐ Large ☐ Extra Large ☐
 Surface: Dirt ☐ Carpet ☐ Astroturf ☐ Multi Surface ☐
 Traction: Low ☐ Medium ☐ High ☐ Very High ☐
 Moisture: Dry ☐ Damp ☐ Wet ☐
 Condition: Indoor ☐ Outdoor ☐ Dusty ☐ Hard Packed ☐
 Bumpy ☐ Grooved ☐ Smooth ☐ Loamy ☐
 Temperature: Ambient: _____ Track: _____
 Notes: _____
 Vehicle Comments: _____

Tires:

Front Tires: _____
 Front Compound: _____
 Front Insert: _____
 Rear Tires: _____
 Rear Compound: _____
 Rear Insert: _____
 Wheel (F/R): _____
 Notes: _____

Body, Weight:

Body: _____
 Spoiler: _____
 Servo Weights: _____
 Electronic Weights: _____
 Total Vehicle Weight: _____
 Notes: _____

